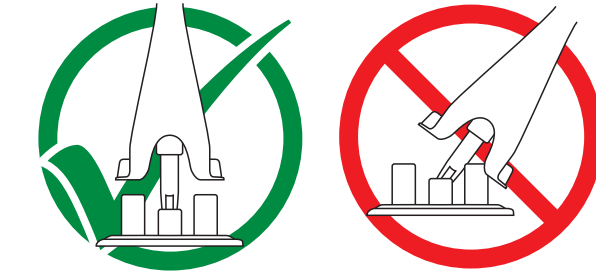
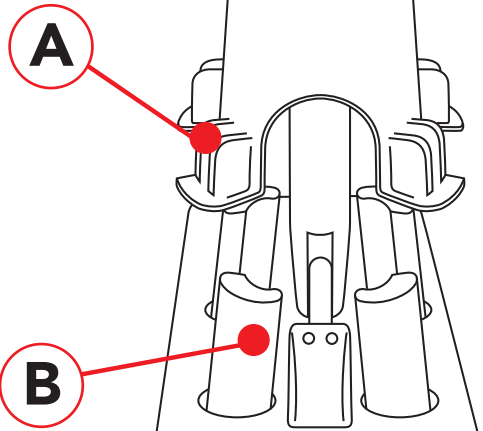


#3030  
Pop Mop™  
Pro

# pop mop™ pro Instructions

To remove the used microfiber pad from you new **Pop Mop™ Pro** follow these steps:

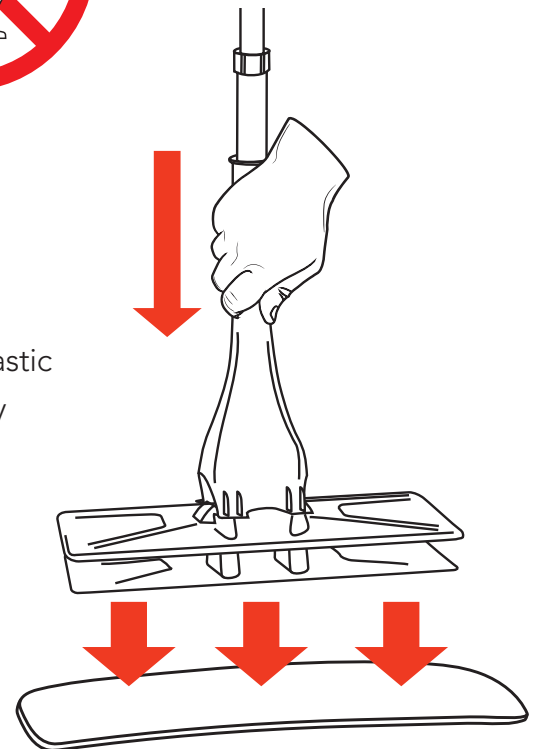


## Step 1

To remove the dirty pad after cleaning with your **Pop Mop™ Pro**, hold the mop straight up and down, so the **plastic housing (A)** is aligned with the **4 plastic posts (B)** on the mop head.

## Step 2

Then push down on the plastic housing to pop off the dirty mop pad.



7171 Telegraph Road  
Montebello, CA 90640 | USA

w. [delamo-mfg.com](http://delamo-mfg.com)  
e. [delamo@delamo-mfg.com](mailto:delamo@delamo-mfg.com)  
t. 888/711.8011  
t. 323/936.3566  
f. 323/936.3567

